

A&E attendances for under 18s to 2010/11 East Sussex

Information on attendances at Accident and Emergency (A&E) departments is available via SUS. Within the A&E dataset there is a field called 'patient group', which is used to identify the reason for an A&E episode. There are also broad diagnosis codes available. For A&E attendances for East Sussex residents aged under 18 years, 99% have a valid patient group and diagnosis code. These have been used to analyse attendances that may relate to accidents or potential safeguarding issues.

During 2010/11, there were 26,753 A&E attendances for East Sussex residents aged under 18 years (with a valid patient group and diagnosis code). For the majority (89%), it is not possible to identify the type of incident that resulted in the attendance.

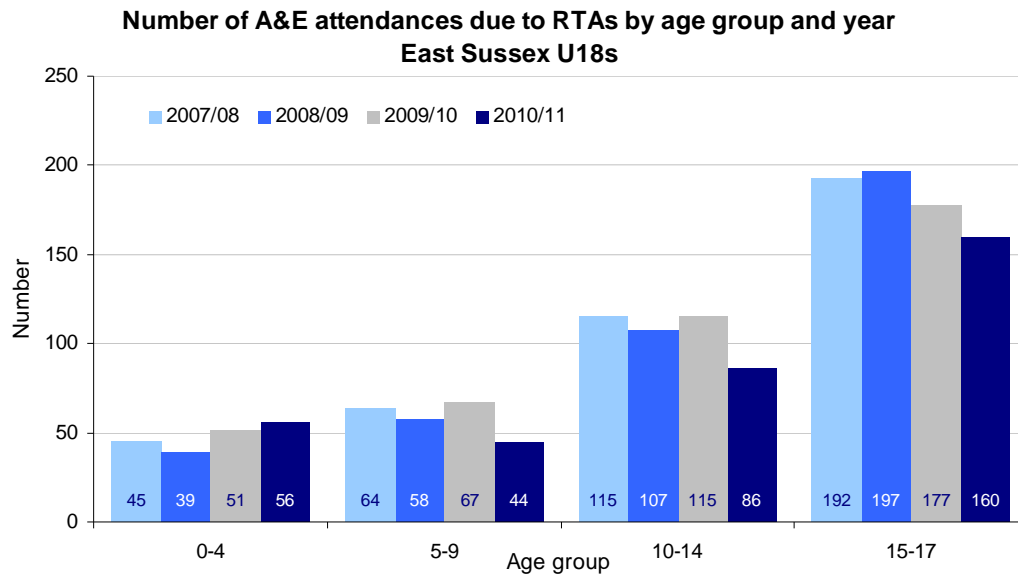
Patient group	Number	Percentage
Other accident	13,891	52%
Other	9,981	37%
Sports injuries	1,964	7%
Road Traffic Accidents (RTAs)	343	1%
Assault	284	1%
Deliberate self-harm	284	1%
Fireworks	<5	0%
Bought in dead	<5	0%
Total	26,753	100%

The rest of the analyses in this report focus on attendances resulting from RTAs, assaults and deliberate self-harm. Note that data presented by geographies relates to where patients live, not where incidents occurred.

Road traffic accidents

Age and sex breakdown of A&E attendances due to RTAs, 2010/11

	0-4	5-9	10-14	15-17	Total
Males	33	25	58	82	198
Females	23	19	28	75	145
Total	56	44	86	157	343



Number and rate of A&E attendances due to RTAs for East Sussex U18s, 2010/11

Local Authority	Number	Rate per 10,000 population
Eastbourne	70	37.1
Hastings	76	39.9
Lewes	40	21.0
Rother	76	45.4
Wealden	81	26.9
East Sussex	343	33.1

Population source: ONS 2009 Mid Year Estimates

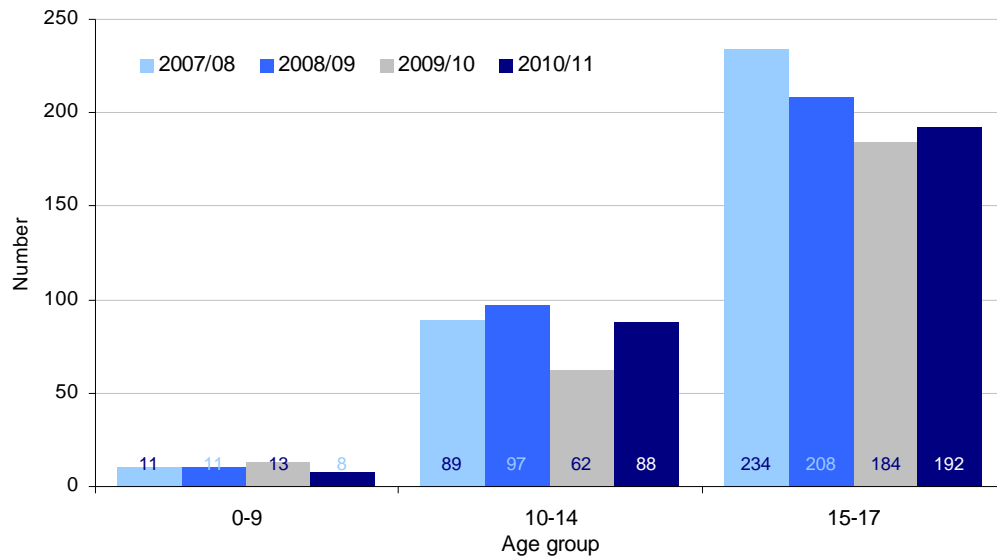
Assaults

Age and sex breakdown of A&E attendances due to assaults, 2010/11

	0-9	10-14	15-17
Males	8	65	129
Females		23	61

Note. there were 2 attendances with unknown sex

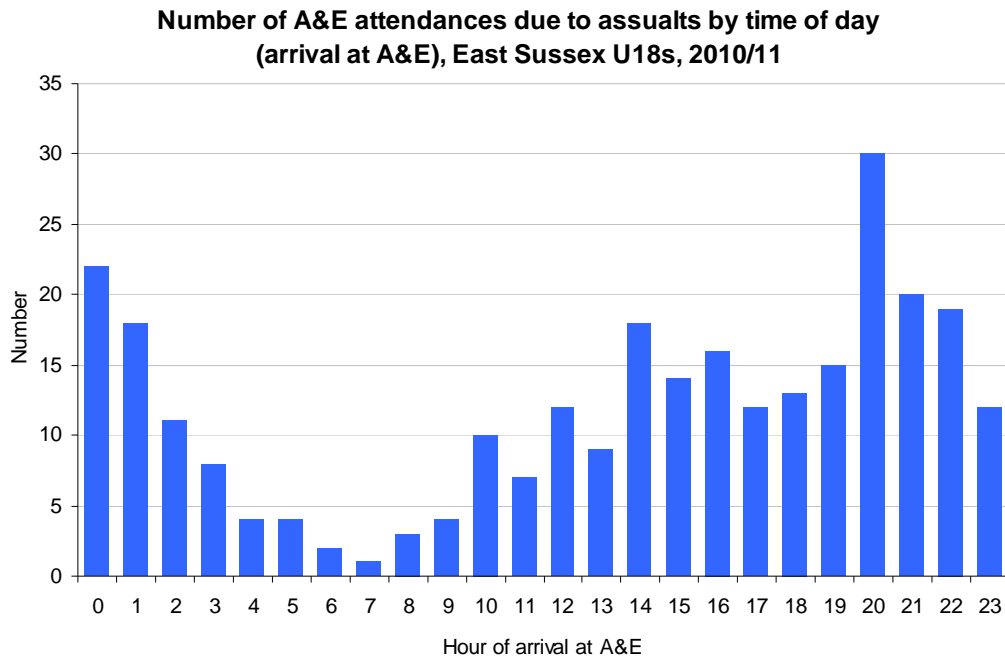
**Number of A&E attendances due to assaults by age group and year
East Sussex U18s**



Number and rate of A&E attendances due to assaults for East Sussex U18s, 2010/11

Local Authority	Number	Rate per 10,000 population
Eastbourne	73	38.7
Hastings	83	43.9
Lewes	32	16.8
Rother	42	25.1
Wealden	54	18.0
<i>East Sussex</i>	<i>284</i>	<i>27.4</i>

Population source: ONS 2009 Mid Year Estimates

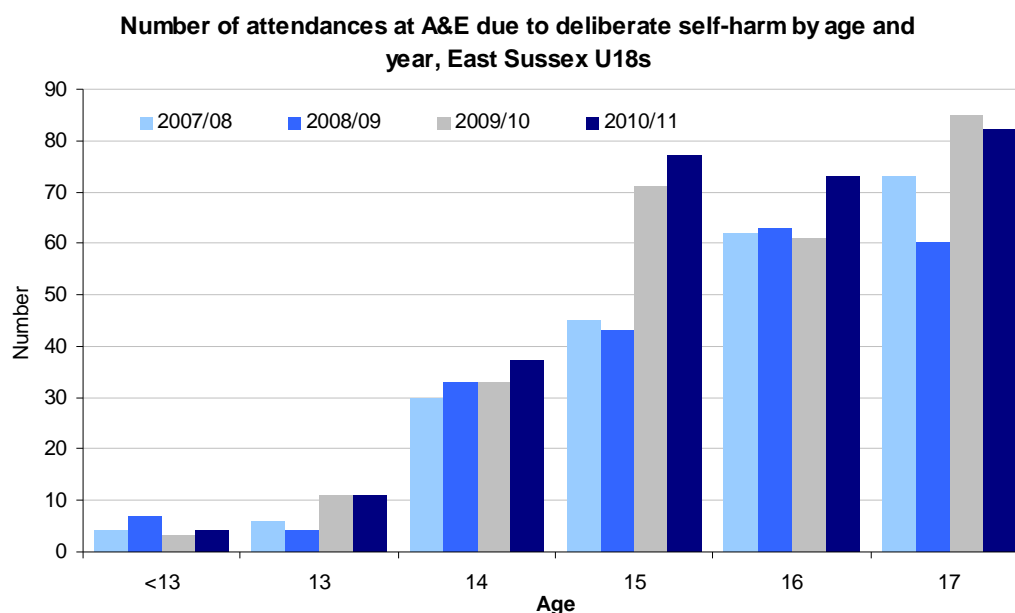


Deliberate self-harm

Age and sex breakdown of A&E attendances due to deliberate self-harm, 2010/11

	<15	15	16	17	Total
Males	8	18	21	24	71
Females	43	58	51	58	210
Total	52	77	73	82	284

Note – totals include attendances where sex not known



Using NHS numbers to identify repeat attendances, in 2010/11 there were 264 attendances that related to 214 individuals.

57% of deliberate self-harming incidents occurred at home, 26% in a public place and 6% in an educational establishment.

For 2010/11, just over a quarter of attendances (27%) did not have a classifiable diagnosis; 42% had a diagnosis of poisoning, 16% psychiatric conditions and 5% lacerations.

Breakdown of attendances due to poisoning (including overdoses)

Diagnosis – breakdown of 'Poisonings (inc overdoses)'	N	(%)
Poisonings (inc overdoses)	23	(19)
Poisonings (inc overdoses) – prescriptive drugs	37	(31)
Poisonings (inc overdoses) – proprietary drugs	42	(35)
Poisonings (inc overdoses) – other inc alcohol	17	(14)
<i>Total</i>	<i>119</i>	<i>(100)</i>

Just over a quarter of attendances (27%) resulted in being admitted to a hospital bed.

Outcome	N	%
Admitted to hospital bed	77	(27)
Discharged – follow-up treatment to be provided by GP	58	(20)
Discharge – no follow-up treatment needed	51	(18)
Referred to other out-patient clinic	26	(9)
Referred to other health care professional	26	(9)
Left department before being treated	23	(8)
Transferred to other health care provider	13	(5)
Referred to fracture clinic	6	(2)
Left department having refused treatment	<5	(1)
Died in department	<5	
<i>Total</i>	<i>284</i>	<i>(100)</i>

The rate of attendances at A&E due to self-harm is highest in Eastbourne.

	Number of attendances	Rate per 10,000 population 0-17
Eastbourne	72	38.2
Hastings	65	34.1
Lewes	53	27.8
Rother	48	28.7
Wealden	46	15.3
<i>East Sussex</i>	<i>284</i>	<i>27.4</i>